

## Adult Select Committee Portfolio Position Statement Month 2 (2016-17)

### DIRECTOR'S COMMENTARY

At this early stage of the year the overall budget position for the directorate is exhibiting a £1.12m overspend.

For the Adult Services division, the over spend at month 2 is £462K. We are on track to meet the £640K of mandated savings allocated to this division and are driving on with our practice change agenda.

One area which we will further investigate as the year progresses is the Chepstow Community Care team which largely accounts for the divisional overspend. Over the past 12 months the Chepstow team has had pressures in terms of the need for residential placements and usage of approved domiciliary care providers is an additional factor.

### 1. Revenue Outturn Forecast

1.1 The combined budget and outturn forecast for this portfolio is

<b>Adult Service Area</b>	<b>Original Budget</b>	<b>Budget Revision Virements</b>	<b>Budget @ Month 2</b>	<b>Forecast Outturn</b>	<b>Forecast Variance Outturn @ Month 2</b>
	£000's	£000's	£000's	£000's	£000's
Adult Services	6,925	0	6,925	6,945	20
Community Care	20,121	48	20,169	20,652	483
Commissioning	2,008	0	2,008	1,986	(22)
Resources & Performance	928	0	928	909	(19)
<b>SCH Directorate</b>	<b>29,982</b>	<b>48</b>	<b>30,030</b>	<b>30,492</b>	<b>462</b>

1.2 The most significant over and underspends are

<b>Adult Select Service Area</b>	<b>Overspend Predicted</b>	<b>Underspend Predicted</b>	<b>Commentary on forecasted outturn</b>
	£000's	£000's	
Community Care	483		Overspend within the Chepstow Community Care team with factors being increased residential placements and use of approved domiciliary care providers
Management team		49	Vacant team manager disabilities post
Commissioning Strategy		30	Vacant unit and management charge refund at Drybridge Gardens
Direct Residential Care	112		Within Severn View as a result of rota hours and food and cleaning costs exceeding budget.
Transition co-operative		27	Income from staff seconded to the Bridges Community partnership
Other	0	17	See Appendix 6
<b>TOTAL ADULT SELECT</b>	<b>595</b>	<b>106</b>	<b>Net Total 462</b>

Further analysis of the Costs centres contained within the Adult Select Service areas can be obtained in Appendix 6.

## 2 2016-17 Savings Progress

As at month 2, SCH are on track to meet our mandated savings as illustrated below: -

Man. No.	Mandate Description	Target Savings £'s	Forecast Savings Identified £'s	Delayed Till 2017/18 £'s	Unachievable £'s	Forecasted Savings Variance Since Period 0 £'s
<b>SOCIAL CARE &amp; HEALTH</b>						
A 24	Bright new futures	12,000	12,000	0	0	0
A 34	Adult Social Care Transformation	628,000	628,000	0	0	0
<b>TOTAL SCH</b>		<b>640,000</b>	<b>640,000</b>	<b>0</b>	<b>0</b>	<b>0</b>

### Mandate Reference Key

A – Mandates that originated in the financial year 2015/16 or earlier but also impact in the current financial year, 2016/17.

B – New mandates for the financial year 2016/17

Mandate Number	Mandate Summary	RAG Month 2	RAG Month 6	RAG Month 9	RAG Outturn
A 24	Transition - Bright New Futures				
A 34	Adult Social Care Transformation				

## Budget Mandates


Progress and Next Steps at Month 2 (31<sup>st</sup> May 2016)

Mandate RAG	Progress up to month 2	Next Steps	Type	Year-end target	Forecasted to achieve	Variance	Progress up to month 2
-------------	------------------------	------------	------	-----------------	-----------------------	----------	------------------------

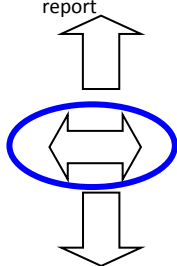
### Mandate A 24

#### Transition - Bright New Futures (SC&H)

Current status



Trend since last report



#### Partnership transition project with Bridges.

We entered the second year of a three year partnership transitions project with Bridges.

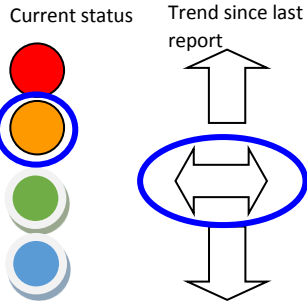
The second year of the project we achieved savings in line with the original mandates as well as meeting the project objectives.

This financial year we have entered the final year of the partnership agreement, mandate targets are on track to achieve within this financial year.

Income	0	0	0	Julie Boothroyd
Savings	12,000	12,000	0	
Total	12,000	12,000	0	

**Mandate A 34**

**Adult Social Care Transformation**



**The service is continuing its journey on practice change and restructuring itself to meet future mandate savings with community links and innovative approaches to domiciliary care, coupled with less reliance on admissions to residential care.**

During the financial year 2014/15 we worked as a collective team with Learning Disabilities as a more strategy area for practice change. As a result of this work we met the full mandate savings target which has been a major challenge but one that we have succeeded.

Income	0	0	0
Savings	628,000	628,000	0
Total	628,000	628,000	0

Julie Boothroyd

Status Summary Month 2	Status Summary Month 6	Status Summary Month 9	Status Summary Outturn	Key
				<div style="border: 1px solid black; padding: 5px;"> <p> Not on target. Concerns identified with delivery of mandate.</p> <p> Monitoring required. Current status indicates partial delivery on mandate targets for the financial year.</p> <p> On target to deliver all savings within the financial year.2016/17</p> </div>

2.1 Further details on the savings mandates can be found in Appendix SM

### 3 Capital Outturn Forecast

A summary of this year's capital schemes are shown below: -

<b>Social Care &amp; Health</b>	<b>Annual Forecast @ Month 2</b>	<b>Original Budget</b>	<b>Slippage from 2015/16</b>	<b>Budget Virement or Revision</b>	<b>Total Approved Budget @ Month 2</b>	<b>Forecast Over / (Under) Outturn @ Month 2</b>
	<b>£000's</b>	<b>£000's</b>	<b>£000's</b>	<b>£000's</b>	<b>£000's</b>	<b>£000's</b>
Development Schemes under £250K	0	0	0	0	0	0
IT Schemes – Infrastructure/Hardware	0	0	0	0	0	0
Maintenance Schemes - Property	92	62	30	92	92	0
<b>Grand Total SCH</b>	<b>92</b>	<b>62</b>	<b>30</b>	<b>92</b>	<b>92</b>	<b>0</b>

Further details of all the schemes are contained in the appendix 4C. Currently no variation has been reported and so the budgets are presented here for information only.

APPENDIX (Links to Hub)